



Modular10

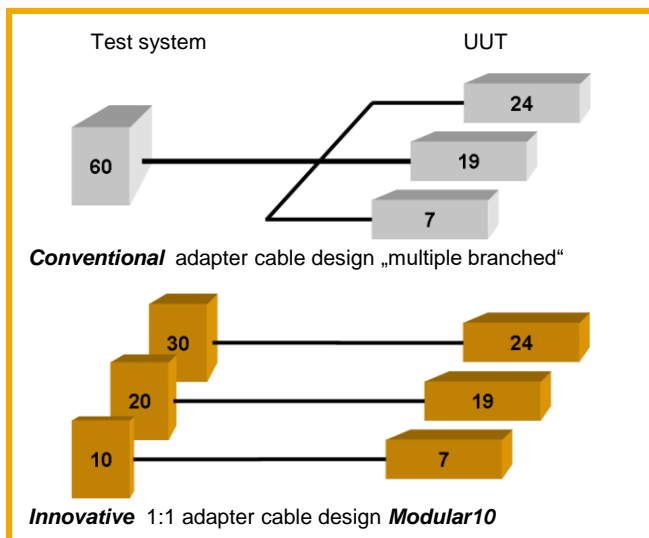


- ▶ Simple and cost-saving adapter cable design
- ▶ Optimal exploitation of the test system interface / test points
- ▶ Multi usage of the adapter cable for different UUTs (Units Under Test)
- ▶ Time-saving adapter cable handling



TPI test system panel for 500 test points

- ▶ Modular test system connectors in steps of 10 pins
- ▶ Customization of the number of pins of the test system connector to the number of pins of the UUT connector
- ▶ Simple adapter cable structure by the design of 1:1 adapter cables
- ▶ Quick contacting and release at the test system interface



Connector module 10-way



Connector module 30-way



Modular10



Connector system configuration Modular10

TPI test system panel 19", 3 RU
500 pins (50 x 10), female


Connector module with:
10, 20, 30 ...90 and 100 pins

All connector modules with crimp-contacts, housing and strain relief

Technical features

Contact resistance	< 3.0 mOhm
Rated current	7.5 A
Break down voltage	> 2000 VAC
Insulation resistance	> 2 GOhm
Contact durability	> 5000 cycles
Wire cross-section	AWG 18-22

Contacting procedure



© Copyright 2012, adaptronic Prüftechnik GmbH. All rights reserved. All mentioned features and functions are subjects to change. This document is only for information. Images contain options. adaptronic is a word-brand of adaptronic Prüftechnik GmbH. Mentioned brands and trademarks are property of the respective brand owners.

