

DATASHEET

STCS

CS19



> Media for this machine


Reference of the product
14-01-0007

Technology
 Infrared

The STCS-CS19 is a machine for processing heat shrink tubes, based on infrared resistors. It's designed for workbench applications and can process several parts at the same time.

It has several operating modes, including the use of references which can be selected using barcode readers.


Once the reference is selected, the machine automatically adjusts all parameters to the pre-programmed values, including shrinking time (conveyor's speed).



Use of references, that can be selected manually or using barcode readers, to automatically adjust the parameters and allow seamless transitions between batches of assemblies



Automatic conveyor's speed adjustment based on the programmed shrinking time



New quartz infrared resistors with glass protection, for increase durability



Optional cooling system, based on compressed air amplifiers, to cool down the splices after processing and prevent the cables from sticking

Technical Data

WORKING TEMPERATURE

Min - Max [°C] / [°F] 300-600 / 572-1112

SHRINKING TIME

Min - Max [s] 2-50

MEASUREMENTS

Width; Length; Height 284; 1540; 545 [mm]
11.2; 60.6; 21.5 [in]

Weight [kg] / [lbs] 100 / 220.5

POWER SUPPLY/CONSUMPTION

Supply 230 [V] @ 50Hz

Consumption 500 [mA] to 16 [A] (Max.3600W)

PNEUMATIC

Supply -

Supply Pressure -

CONNECTIONS

Barcode Reader RS232

Temperature Sensor Type K Thermocouple

Power Line 1 IEC Socket

Programming Membrane Keyboard

Interface LCD 16x2, Buzzer and LED

SHRINKING CHAMBER

Shrinking Chamber [mm] / [in] 285; 95; 40 / 11.2; 3.7; 1.6

Min-Max Tube Ø [mm] / [in] 0-30 / 0-1.2

Min-Max Tube Length [mm] / [in] 0-90 / 0-3.5

Min-Max Cable Ø [mm] / [in] 0-30 / 0-1.2

Min-Max Cable Length [mm] / [in] 215-∞ / 8.5-∞

CALIBRATION

Calibration Probe ref.: 05-22-0010


Features

- Adjustable parameters: process temperature, shrinking time, etc;
- Two different operating modes: M1 with temperature control and shrinking time; and M2 mode with pre-programmed references (100 in total);
- The pre-programming of references can be done manually or using a PC with STCS-RCT software (reads Excel™ files);
- The selection of references can be done automatically using a barcode reader or manually using either the rotating knob or the keyboard;
- Use of labels and information about additional glue for each shrinking time inside a reference;
- Automatic conveyor speed adjustment, in function of the programmed shrinking time;
- Manual and automatic calibration;
- Programming mode password protected;
- Special maintenance mode for hardware debug;
- Equipped with the external temperature probe connection for external reading and offset adjustment;
- Automatic cool down cycle to extend the lifecycle of components;
- Partial and global cycle counter;
- Working time counter;
- Interchangeable system language, including: Portuguese, English, French and Spanish (others on demand);
- Can be supplied with a special kit for ring terminals and/or end splices.

Options



- **Auxiliary centering system**
Ref: 06-01-0131



- **Normal cap to end cap tool**
Ref: 26-24-000X

- **End splice tool**
Ref: 06-01-0125

- **Ring terminal tool**
Ref: 06-01-0106

- **Cooling system**
Ref: 06-01-0107